

mes

electrical supplies

2025
CATALOG




SWITCHES, SOCKETS, DISTRIBUTION BOARDS
& ELECTRICAL ACCESSORIES

INTRODUCTION

Members in the electrical industry started the MES Range of Switches and Sockets in 2007 to meet the demand for high-quality and affordable products.

In 2019, Royd Brandon, the sole owner of the MES brand, engaged in acquisition discussions with Pupkewitz Megatech in Namibia, which concluded in March 2020 with Pupkewitz Megatech acquiring the majority shareholding in the MES brand.

Following the acquisition, MES Products rebranded to become Pupkewitz Megatech Electrical Supplies (Pty) Ltd and began trading under the new name Pupkewitz MES in October 2020.



Pupkewitz Megatech is part of the Pupkewitz Group, which was established in Namibia in 1925.

Since 2003, Pupkewitz Megatech has focused on the electrical, industrial, and mining sectors and has grown to become Namibia's leading supplier of electrical, lighting, solar, and industrial products. The company has branches in Windhoek, Ongwediva, Walvis Bay, Gobabis, Otjiwarongo, Eenhana and Rundu. In addition, the company boasts a fully-fledged renewable energy store in Windhoek and a Technical Service Centre.

The MES switches and sockets were designed in-house, with input from experienced members of the electrical trade. They comply with SABS Standards and have the necessary LOA (IEC and VC Certificates).

The MES range is available in white, black, silver and grey

WHITE RANGE

SWITCHES	PAGE 4
ISOLATOR SWITCHES	PAGE 4
BLANK COVER PLATES	PAGE 4
DIMMER SWITCH	PAGE 4
SHAVER UNITS	PAGE 4
GRID PLATES	PAGE 5
SOCKETS	PAGE 5

BLACK RANGE

SWITCHES	PAGE 6
ISOLATOR SWITCHES	PAGE 6
BLANK COVER PLATES	PAGE 6
SHAVER UNITS	PAGE 6
GRID PLATES	PAGE 6-7
SOCKETS	PAGE 7
SURROUNDS ONLY	PAGE 7

SILVER & GREY RANGE

SWITCHES	PAGE 8
ISOLATOR SWITCHES	PAGE 8
BLANK COVER PLATES	PAGE 8
SHAVER UNITS	PAGE 8
GRID PLATES	PAGE 8-9
SOCKETS	PAGE 9
SURROUNDS ONLY	PAGE 9

DEDICATED SOCKETS

DEDICATED SOCKETS	PAGE 9
-------------------	--------

MODULES

MODULES	PAGE 10
---------	---------

WEATHERPROOF RANGE

SWITCHES & SOCKETS	PAGE 11
ISOLATORS	PAGE 11

DISTRIBUTION BOARDS

FLUSH MOUNTING METAL TRAY	PAGE 12
FLUSH MOUNTING PVC TRAY	PAGE 12-13
SURFACE MOUNTING PVC	PAGE 13

SHROUDS

SURFACE MOUNTING PVC SHROUDS	PAGE 13
------------------------------	---------

ELECTRICAL ACCESSORIES

EARTH AND NEUTRAL BARS	PAGE 14
------------------------	---------

WHITE RANGE



AA40001 /
AA40002

AA40003

CA50026

CA50027



AA40047

AC50013



AA40050

AA40051



AE50001

AE50002



AC50008

AC50009



AA40006



AD40031

SWITCHES

CODE	DESCRIPTION
AA40001	ONE LEVER ONE-WAY 2X4 SWITCH
AA40002	ONE LEVER TWO-WAY 2X4 SWITCH
AA40003	TWO LEVER ONE-WAY 2X4 SWITCH
CA50026	THREE LEVER ONE-WAY 2X4 SWITCH
CA50027	FOUR LEVER ONE-WAY 2X4 SWITCH
AA40047	ONE LEVER ONE-WAY 4X4 SWITCH
AC50013	TWO LEVER ONE-WAY 4X4 SWITCH
AA40050	THREE LEVER ONE-WAY 4X4 SWITCH
AA40051	FOUR LEVER ONE-WAY 4X4 SWITCH
AD40031	SINGLE ROTARY DIMMER 2X4 SWITCH

ISOLATOR SWITCHES

CODE	DESCRIPTION
AE50001	ISOLATOR 32A 2POLE 2X4
AE50002	ISOLATOR 45A 2POLE 4X4
AE50003	ISOLATOR 50A 3POLE 4X4

BLANK COVER PLATES

CODE	DESCRIPTION
AC50008	BLANK COVER PLATE 2X4
AC50009	BLANK COVER PLATE 4X4

SHAVER UNITS

CODE	DESCRIPTION
AA40006	SHAVER UNIT VERTICAL 2X4

DIMMER SWITCH

CODE	DESCRIPTION
AD40031	SINGLE ROTARY DIMMER SWITCH 2X4

WHITE RANGE



AC50001

AC50002

AC50003

AC50004



AA40024



AA40025



AC50021



AC50022



AD40007



AD40008



AD40009



AC50015



AD40016



AD40011



AD40024

GRID PLATES

CODE

DESCRIPTION

AC50001	ONE LEVER GRID PLATE 2X4
AC50002	TWO LEVER GRID PLATE 2X4
AC50003	THREE LEVER GRID PLATE 2X4
AC50004	FOUR LEVER GRID PLATE 2X4
AA40024	ONE LEVER GRID PLATE 4X4
AA40025	TWO LEVER GRID PLATE 4X4
AC50021	FOUR LEVER GRID PLATE 4X4
AC50022	THREE LEVER GRID PLATE 4X4

SOCKETS

CODE

DESCRIPTION

AD40007	SINGLE S/SOCKET 4X4
AD40008	DOUBLE S/SOCKET 4X4
AD40009	SINGLE + EURO S/SOCKET 4X4
AC50015	SINGLE + SHUCKO + EURO S/SOCKET 4X4
AD40016	SINGLE + EURO + USB S/SOCKET 4X4
AD40011	HORIZONTAL S/SOCKET 2X4
AD40024	HORIZONTAL SINGLE + EURO S/SOCKET 2X4

BLACK RANGE



AA40066 /
AA40067

AA40068

AA40069

AA40070



AE50006

AE50007




AC50062

AC50063



AA40071



AC50068

AC50067

AC50069

AC50070

SWITCHES

CODE	DESCRIPTION
AA40066	ONE LEVER ONE-WAY 2X4 SWITCH
AA40067	ONE LEVER TWO-WAY 2X4 SWITCH
AA40068	TWO LEVER ONE-WAY 2X4 SWITCH
AA40069	THREE LEVER ONE-WAY 2X4 SWITCH
AA40070	FOUR LEVER ONE-WAY 2X4 SWITCH

ISOLATOR SWITCHES

CODE	DESCRIPTION
AE50006	ISOLATOR 32A 2POLE 2X4
AE50007	ISOLATOR 45A 2POLE 4X4

BLANK COVER PLATES

CODE	DESCRIPTION
AC50062	BLANK COVER PLATE 2X4
AC50063	BLANK COVER PLATE 4X4

SHAVER UNITS

CODE	DESCRIPTION
AA40071	SHAVER UNIT VERTICAL 2X4

GRID PLATES

CODE	DESCRIPTION
AC50068	ONE LEVER GRID PLATE 2X4
AC50067	TWO LEVER GRID PLATE 2X4
AC50069	THREE LEVER GRID PLATE 2X4
AC50070	FOUR LEVER GRID PLATE 2X4

BLACK RANGE



AC50050



AC50051



AC50052



AC50053



AD40025



AD40026



AD40027



AD40028



AD40029



AD40030



AC50044



AC50046



AC50047

GRID PLATES

CODE	DESCRIPTION
AC50050	ONE LEVER GRID PLATE 4X4
AC50051	TWO LEVER GRID PLATE 4X4
AC50052	THREE LEVER GRID PLATE 4X4
AC50053	FOUR LEVER GRID PLATE 4X4

SOCKETS

CODE	DESCRIPTION
AD40025	HORIZONTAL S/SOCKET 2X4
AD40026	SINGLE S/SOCKET 4X4
AD40027	DOUBLE S/SOCKET 4X4
AD40028	SINGLE + EURO S/SOCKET 4X4
AD40029	SINGLE + SHUCKO + EURO S/SOCKET 4X4
AD40030	SINGLE + EURO + USB S/SOCKET 4X4

SURROUND ONLY

CODE	DESCRIPTION
AC50044	SURROUND ONLY 2X4
AC50046	SURROUND ONLY 4X4
AC50047	SURROUND ONLY SPLIT 4X4

END OF RANGE

SILVER & GREY



AA40027 /
AA40031

AA40028

AA40029

AA40030



AE50004

AE50005




AC50025

AC50026



AA40032



AC50027

AC50028

AC50029

AC50030

SWITCHES

CODE	DESCRIPTION
AA40027	ONE LEVER ONE-WAY 2X4 SWITCH
AA40031	ONE LEVER TWO-WAY 2X4 SWITCH
AA40028	TWO LEVER ONE-WAY 2X4 SWITCH
AA40029	THREE LEVER ONE-WAY 2X4 SWITCH
AA40030	FOUR LEVER ONE-WAY 2X4 SWITCH

ISOLATOR SWITCHES

CODE	DESCRIPTION
AE50004	ISOLATOR 32A 2POLE 2X4
AE50005	ISOLATOR 45A 2POLE 4X4

BLANK COVER PLATES

CODE	DESCRIPTION
AC50025	BLANK COVER PLATE 2X4
AC50026	BLANK COVER PLATE 4X4

SHAVER UNITS


CODE	DESCRIPTION
AA40032	SHAVER UNIT VERTICAL 2X4

GRID PLATES


CODE	DESCRIPTION
AC50027	ONE LEVER GRID PLATE 2X4
AC50028	TWO LEVER GRID PLATE 2X4
AC50029	THREE LEVER GRID PLATE 2X4
AC50030	FOUR LEVER GRID PLATE 2X4

END OF RANGE


SILVER & GREY




AC50031



AC50032



AC50042



AC50043



AD40017



AD40018



AD40019



AD40020



AD40021



AD40022



AC50045



AC50048



AC50049



AD40012



AD40013



AD40014

GRID PLATES

CODE

DESCRIPTION

AC50031	ONE LEVER GRID PLATE 4X4
AC50032	TWO LEVER GRID PLATE 4X4
AC50042	THREE LEVER GRID PLATE 4X4
AC50043	FOUR LEVER GRID PLATE 4X4

SOCKETS

CODE

DESCRIPTION

AD40017	HORIZONTAL S/SOCKET 2X4
AD40018	SINGLE S/SOCKET 4X4
AD40019	DOUBLE S/SOCKET 4X4
AD40020	SINGLE + EURO S/SOCKET 4X4
AD40021	SINGLE + SHUCKO + EURO S/SOCKET 4X4
AD40022	SINGLE + EURO + USB S/SOCKET 4X4

SURROUND ONLY

CODE

DESCRIPTION

AC50045	SURROUND ONLY 2X4
AC50048	SURROUND ONLY SPLIT 4X4
AC50049	SURROUND ONLY 4X4

DEDICATED SOCKETS

CODE

DESCRIPTION

AD40012	HORIZONTAL DEDICATED SOCKET 2X4
AD40013	SINGLE DEDICATED SOCKET 4X4
AD40014	DOUBLE DEDICATED SOCKET 4X4

MODULES



AA40008



AA40009



AA40054



AA40055



AA40010



AA40011



AA40022



AA40023



AA40009



AA40037



AA40013



AA40042



AA40034



AA40035



AA40038



AA40036



AA40059



AA40056

CODE

DESCRIPTION

CODE	DESCRIPTION
AA40008	TWO-WAY MODULE WHITE
AA40009	BLANK MODULE WHITE
AA40010	DIM ON/OFF RIGHT MODULE WHITE
AA40011	BELL MODULE WHITE
AA40012	DATA MODULE WHITE
AA40013	TEL MODULE WHITE
AA40014	INTERMEDIATE MODULE
AA40022	SATELLITE MODULE WHITE
AA40023	TELEVISION MODULE WHITE
AA40037	ISOLATOR 2P 20AMP MODULE WHITE
AA40054	ONE-WAY MODULE LEFT WHITE
AA40055	ONE-WAY MODULE RIGHT WHITE
AA40060	FAN CONTROL MODULE WITH HOLE WHITE
AA40034	TWO-WAY MODULE BLACK
AA40035	DIM ON/OFF MODULE RIGHT BLACK
AA40036	SATELLITE MODULE BLACK
AA40038	ISOLATOR 2P 20AMP MODULE BLACK
AA40039	BELL MODULE BLACK
AA40040	BLANK MODULE BLACK
AA40041	DATA MODULE BLACK
AA40042	TEL MODULE BLACK
AA40043	TELEVISION MODULE BLACK
AA40056	ONE-WAY MODULE RIGHT BLACK
AA40059	ONE-WAY MODULE LEFT BLACK
AA40061	FAN CONTROL MODULE WITH HOLE BLACK


WEATHERPROOF RANGE



AC50018



AC50019



AC50020

SWITCHES & SOCKET

CODE	DESCRIPTION
AC50018	ONE LEVER ONE WAY IP56 SURFACE SWITCH
AC50019	TWO LEVER ONE WAY IP56 SURFACE SWITCH
AC50020	16A IP56 SINGLE SURFACE S/SOCKET

ISOLATOR SWITCHES

CODE	DESCRIPTION
CA50058	20A 2P WEATHERPROOF ISOLATOR
CA50059	32A 2P WEATHERPROOF ISOLATOR
CA50057	32A 3P WEATHERPROOF ISOLATOR
CA50028	63A 3P WEATHERPROOF ISOLATOR



DISTRIBUTION BOARDS



- ALL COMPLETE WITH 2 EARTH BARS AND 1 NEUTRAL BAR FIXED
- PVC COVER TRANSPARENT SMOKEY BAR
- ADJUSTABLE INNER TRAY FLUSH BAR
- GALVANISED METAL TRAY ADJUSTABLE WITH KNOCK-OUTS
- FITTED WITH DIN RAIL



DB30001

FLUSH MOUNTING METAL TRAY DISTRIBUTION BOARDS ADJUSTABLE

CODE	DESCRIPTION	H X W X D	WAY
DB30001	8 MODULE FLUSH DIN + DOOR	185 X 190 X 82	1 X 8
DB20018	12 MODULE FLUSH DIN + DOOR	190 X 255 X 82	1 X 12
DB20016	15 MODULE FLUSH DIN + DOOR	193 X 310 X 82	1 X 15
DB20020	18 MODULE FLUSH DIN + DOOR	222 X 364 X 82	1 X 18
DB20017	24 MODULE FLUSH DIN + DOOR	315 X 255 X 82	2 X 12
DB40008	36 MODULE FLUSH DIN + DOOR	470 X 293 X 82	3 X 12



DB40009

FLUSH MOUNTING PVC TRAY DISTRIBUTION BOARDS ADJUSTABLE

CODE	DESCRIPTION	H X W X D	WAY
DB40009	8 MODULE FLUSH DIN PVC TRAY PVC COVER	185 X 190 X 82	1 X 8
DB40012	15 MODULE FLUSH DIN PVC TRAY PVC COVER	193 X 310 X 82	1 X 15
DB40012	18 MODULE FLUSH DIN PVC TRAY PVC COVER	222 X 364 X 82	1 X 18

DISTRIBUTION BOARDS

- ALL COMPLETE WITH 2 EARTH BARS AND 1 NEUTRAL BAR FIXED
- PVC COVER TRANSPARENT SMOKEY BAR
- ADJUSTABLE INNER TRAY FLUSH BAR
- GALVANISED METAL TRAY ADJUSTABLE WITH KNOCK-OUTS
- FITTED WITH DIN RAIL

SURFACE MOUNTING PVC DISTRIBUTION BOARDS

CODE	DESCRIPTION	H X W X D	WAY
DA40003	8 MODULE SURFACE DIN + DOOR	200 X 185 X 85	1 X 8
DB20019	12 MODULE SURFACE DIN + DOOR	255 X 200 X 85	1 X 12
DA40002	15 MODULE SURFACE DIN + DOOR	193 X 310 X 85	1 X 15
DB40017	18 MODULE SURFACE DIN + DOOR	364 X 223 X 85	1 X 18
DA40001	24 MODULE SURFACE DIN + DOOR	326 X 270 X 85	2 X 12
DB40018	36 MODULE SURFACE DIN + DOOR	460 X 270 X 85	3 X 12

SURFACE MOUNTING PVC SHROUDS

CODE	DESCRIPTION	H X W X D	WAY
AC50034	1 MODULE SHROUD SURFACE DIN	30 X 130 X 60	1 X 1
AC50035	2 MODULE SHROUD SURFACE DIN	52 X 130 X 60	1 X 2
AC50017	4 MODULE SHROUD SURFACE DIN	87 X 130 X 60	1 X 4
AC50011	8 MODULE SHROUD SURFACE DIN	160 X 160 X 60	1 X 8




DA40003



AC50034

ELECTRICAL ACCESSORIES



EARTH & NEUTRAL BARS

CODE	DESCRIPTION
AA40016	EARTH BAR DIN 7 WAY BASE - GREEN
AA40018	NEUTRAL BAR DIN 7 WAY BASE - BLUE



ADDRESS: Unit 3 & 4, Longclaw Business Park, Montague Gardens, Cape Town, South Africa
EMAIL: info@mesproducts.co.za **TEL:** +27 21 552 5118 **WEB:** www.mesproducts.co.za